



### District Report Card: 2017


<b>State:</b> Bihar	<b>District:</b> Supaul
<b>Class:</b> 8	<b>Subject:</b> Language
<b>Schools:</b> 51	<b>Students:</b> 1230


### Participation/Coverage


#### Students

<div>GENDER</div> <div></div>	Boys		Girls	
	Number	%	Number	%
	527	42.85	703	57.15

<div>AREA</div> <div></div>	Rural		Urban	
	Number	%	Number	%
	1185	96.34	45	3.66

<div>CATEGORY</div> <div></div>	SC		ST		OBC		GEN	
	Number	%	Number	%	Number	%	Number	%
	205	16.67	6	0.49	910	73.98	109	8.86

<div>CWSN</div> <div></div>	LD	VI	HI	S&LD	ID	Oth
	1	1	3	2	0	1

<div>Management</div> <div></div>	Government		Government-aided	
	Number	%	Number	%
	1230	100.00	0	0.00

### Average Performance of Students in Language (%)

Overall	Gender		Area		Management		Social Group			
	Male	Female	Rural	Urban	Govt.	Aided	SC	ST	OBC	GEN
60.92	64.21	58.45	60.81	63.85	60.92	0.00	59.84	65.56	60.78	63.85

### Performance on Learning Outcomes (LOs)

Learning Outcomes	Description	Average Performance(%)
L813	Read textual/non-textual materials with comprehension and identifies the details, characters, main idea and sequence of ideas and events while reading	60.92

Range of Performance of Students who Answered Correctly							
Below 30%		30% - 50%		50% - 75%		Above 75%	
Number	%	Number	%	Number	%	Number	%
151	12.28	259	21.06	434	35.28	386	31.38

### Lowest Performing Learning Outcomes (LOs)

1 - Read textual/non-textual materials with comprehension and identifies the details, characters, main idea and sequence of ideas and events while reading (60.92)